

1. 適用範圍/SCOPE

此規格書是溫度保險絲 TZ 型系列，適合用於一般電化產品、電熱器產品、廚房機器、電動機及線圈類...產品。

This specification applies to thermal cutoff : TZ Series, which use in electrochemical product、electric heater、kitchen equipment、power equipment and coil product.

2. 產品型號/TYPE

例「example」：



3. 額定電流、額定電壓及溫度規格/RATED CURRENT, RATED VOLTAGE AND TEMPERATURE TZPE

3-1 額定電流 / Ampere Rating: 15A

3-2 額定電壓 / Voltage Rating: 120V AC / 250V AC

3-3 額定動作溫度 / Rated Functioning Temperature (T_F)




最高極限溫度 / Maximum Temperature Limit (T_M)

最高維持溫度 / Holding Temperature Limit (T_H)


實際動作溫度 / Cut-off Temperature

3-4 表 1 / Table1

型號 Type No.	額定動作溫度 TF · Tf (°C) Rated Functioning Temperature	實測動作溫度(°C) Cut-off Temperature	最高維持溫度 TH · Th (°C) Holding Temperature Limit	最高極限溫度 TM · Tm (°C) Maximum Temperature Limit	電流(A) Current	安規認證符號 Safety approval mark		
						120V		250V
TZ77	77	77+0/-5	55	150	15	●	●	●
TZ84	84	84+0/-5	60	150	15		●	●
TZ98	98	98+0/-5	66	150	15	●		
TZ99	99	99+0/-5	78	150	15		●	●
TZ104	104	104+0/-5	89	150	15	●	●	●
TZ110	110	110+0/-5	90	150	15	●	●	●
TZ117	117	117+0/-5	95	150	15	●	●	●

型號 Type No.	額定動作溫度 TF · Tf (°C) Rated Functioning Temperature	實測動作溫度(°C) Cut-off Temperature	最高維持溫度 TH · Th (°C) Holding Temperature Limit	最高極限溫度 TM · Tm (°C) Maximum Temperature Limit	電流(A) Current	安規認證符號 Safety approval mark		
						120V	250V	
								
TZ121	121	121+0/-5	95	150	15		●	●
TZ128	128	128+0/-5	106	160	15	●	●	●
TZ133	133	133+0/-5	117	159	15	●	●	●
TZ142	142	142+0/-5	119	175	15		●	●
TZ144	144	144+0/-5	114	159	15	●		
TZ157	157	157+0/-5	134	197	15		●	●
TZ165	165	165+0/-5	144	189	15		●	●
TZ172	172	172+0/-5	147	196	15	●	●	●
TZ184	184	184+0/-5	160	300	15		●	●
TZ192	192	192+0/-5	164	300	15		●	●
TZ216	216	216+0/-5	191	350	15	●	●	●
TZ227	227	227+0/-5	204	269	15		●	●
TZ229B	229	229+0/-5	187	269	15			●
TZ240	240	240+0/-5	200	400	15	●	●	●

4. 標示/MARKING

- ① 製造工廠的標識 / Manufacture' s Logo: 
- ② 型號 / Type: TZ
- ③ 額定動作溫度 / Rated Functioning Temperature(T_F): ____°C
- ④ 額定電流 / Ampere Rating(A) : 15A
- ⑤ 批號 / Date Code : XX
- ⑥ 認證符號 / Approval Marks
見 3-4 表 1/ See 3-4 Table1.

注意 / Note:

對標示的大小和位置沒有規定 / Size and position of the markings shall not be provided.

5. 外觀及形狀/APPEARANCES AND CONFIGURATION

5-1 外觀不應有顯著的汙點、鐵銹或裂紋；標示應該容易辨識。

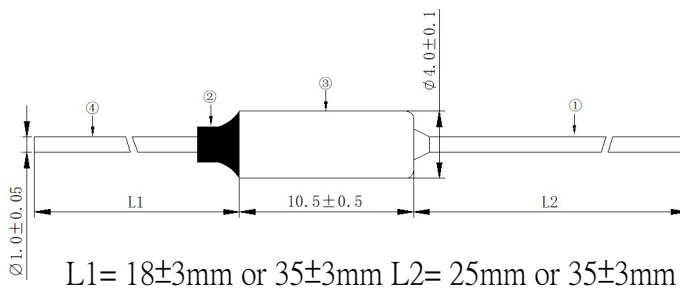
There shall not be any remarkable stain, rust or crack on the appearances; marking shall be easily legible.

5-2 形狀：帶直線引腳的溫度保險絲

Configuration : Radial Leaded Thermal Cutoffs.

6. 工程圖和結構/OUTLINE DRAWING AND STRUCTURE

6-1 工程圖（單位：mm） / Outline Drawing and Dimensions (Unit: mm)



6-2 結構 / Structure

編號 No.	元件 Component	材質 Material	數量 Quantity
1	引線 1 Lead	鍍錫銅線 Tinned Copper Wire	1
2	封口樹脂 Sealing Resin	環氧樹脂 Epoxy Resin	~
3	外殼 Casing	金屬 Metal	1
4	引線 2 Lead	鍍銀銅線 Silver Plated Copper	1

7. 產品特性 / PRODUCT CHARACTERISTICS

7-1 拉力 / Pull

溫度保險絲樣品以任何不致傷害到它的方便方式支撐起來，用 15.7N 的拉力作用到每一隻引線腳上達 1 分鐘，每隻引線腳都不能斷裂或鬆開。

The thermal cutoff is to be supported in any convenient manner so as not to damage it and a pull force as 15.7N to each lead for 1 minutes.

7-2 推力 / Push

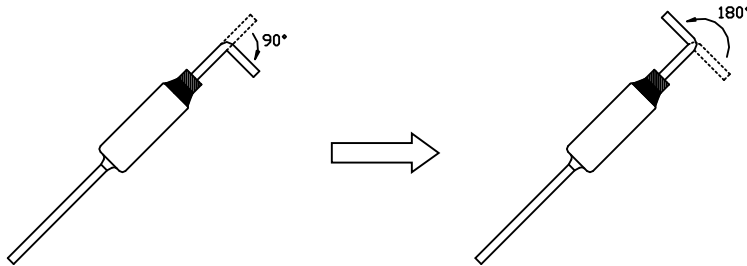
溫度保險絲樣品以任何不致傷害到它的方便方式支撐起來，用 3.9N 的推力作用到每一隻引線腳上達 1 分鐘，每隻引線腳都不能斷裂或鬆開。

The thermal cutoff is to be supported in any convenient manner so as not to damage it and a push force as 3.9N to each lead for 1 minutes.

7-3 扭轉力 / Twist

溫度保險絲樣品以任何不致傷害到它的方便方式支撐起來，在每一隻引線腳上距離溫度保險絲本體 10 mm 的地方折一個 90 度角，然後照下圖所說明的樣子扭轉 180 度，每隻引線腳都不能斷裂或鬆開。

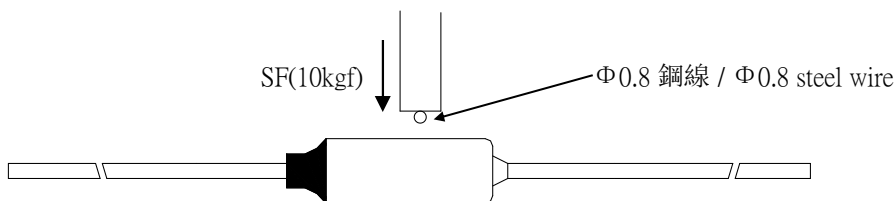
The thermal cutoff is to be rigidly supported so as not to damage it. Each lead is to be bent through 90 degrees at a location 10 mm from the body of thermal cutoff and then twisted through 180 degrees.



7-4 垂直壓力 / Vertical pressure

垂直作用於溫度保險絲本體外殼的壓力應小於或等於 10kgf (98N)。

The strength applied to the body of the thermal cutoff should be 10kgf(98N) or less.



8. 溫度特性 / TEMPERATURE CHARACTERISTICS

8-1 額定動作溫度 (TF.Tf) / Rated Functioning Temperature

當僅有不大於 10 mA 的偵測電流作為負載的情況下，使溫度保險絲改變其導電狀態之溫度，此溫度公差在+0，-10°C範圍以內。

The temperature at which a thermal cutoff changes its state of conductivity to open a circuit with detection current of 10mA or less as the only load .The temperature tolerance is +0,-10°C.

8-2 實際動作溫度 / Cut-off Temperature

溫度保險絲在以升溫速率為 0.5~1°C/min,且以不高於 10mA 的偵測電流偵測烤爐中動作時的溫度。Cut-off temperature is the actual operating temperature range when the thermal cutoff is made to operate inside a constant temperature oven whose temperature is raised at the rate of 0.5 to 1°C/min, while a detection current of 10mA or lower is applied.

8-3 保持溫度 (TH.Th) / Holding Temperature

在溫度保險絲中，通以額定電流能夠連續維持 168 小時導通狀態，在此情況下，溫度保險絲所能夠承受的不致改變電氣導通狀態的最高溫度。

The maximum temperature at which a thermal cutoff can be maintained while conducting rated current for 168 hours without functioning.

8-4 最高極限溫度 (TM.Tm) / Maximum Temperature Limit

溫度保險絲所能處在的最高溫度，在這個高溫狀態下，溫度保險絲已改變其電氣導通性，溫度保險絲在這個高溫持續達 10 分鐘而不致破壞其機械性能和電氣特性。

The maximum temperature at which mechanical and electrical properties of a thermal cutoff can be maintained for 10 minutes without resuming conductivity after functioning.

8-5 存儲條件 / Storage Conditions

溫度 / temperature : -10°C ~40°C

相對濕度 / Humidity : 75%以下 (年平均)，在無露水的情況下，保存 30 天的最大相對濕度為 95%。

Relative humidity \leq 75% yearly average, without dew, maximum value for 30 days -95%.

9. 電氣特性/ELECTRICAL CHARACTERISTICS

9-1 絕緣阻抗 / Insulation Resistance

以額定電壓值兩倍的直流電壓為測量電壓，斷開點之間的絕緣阻抗至少要有 0.2M Ω ；斷電的通路點與外殼之間的絕緣阻抗至少要有 2M Ω 。

The insulation resistance is to be measured with a DC Voltage of twice the rated voltage , and at least 0.2M Ω across the disconnection ; current path and the enclosures is not less than 2 M Ω .

9-2 耐高電壓測試 / Dielectric Voltage-Withstand Test

溫度保險絲斷電的通路點之間，可承受兩倍額定電壓值 1 分鐘以上；溫度保險絲帶電部件與外殼之間，可承受兩倍額定電壓+1000V 1 分鐘以上。

A thermal cutoff shall withstand double the rated voltage for 1 minute without breakdown ; Live parts and enclosure $2U_r+1000V$ for 1 minute without breakdown.

10. 安裝方式及條件 / INSTALLATION WAY AND PARAMETERS

溫度保險絲在使用、加工處理或安裝時，請特別注意以下幾點：

Please pay attention to the following notices when the thermal cutoff is used.

10-1 使用 / Cautions

- a. 請在額定電壓、額定電流內使用溫度保險絲。

Use the thermal cutoff with a voltage and current level lower than the rated level.

- b. 請勿當作電流保險絲使用。

Don't use this device for and purpose other than as a thermal cutoff.

- c. 請勿在水、有機溶劑液體及亞硫酸氣體或高濕環境下使用。

Don't use the thermal cutoff in water, organic solvents or other liquids ,or environments containing sulfurous acid gas, nirtous acid gas, or high humidity.

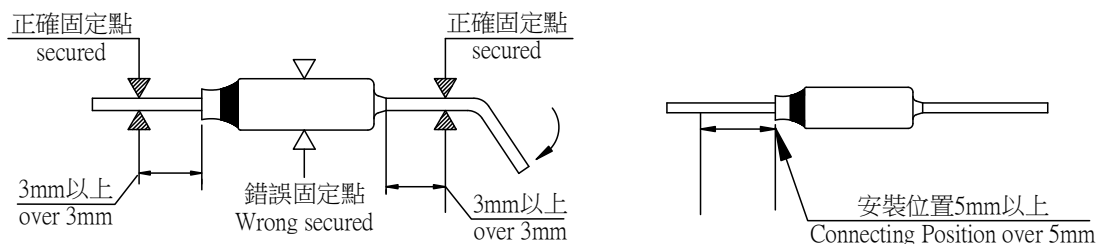
10-2 引線處理 / Lead wire process

- a. 引線進行曲折加工時，請先在離本體 3mm 以上處固定后再進行曲折加工。

The lead wire should be bent at distance 3 mm or more from the body of the fuse.

- b. 作業時，不要向引線施加過大的拉力，推力或扭力。

Don't be careful to apply force that may pull, push or twist to the lead wires.



10-3 安裝 / Mounting

- a. 溫度保險絲可以用焊接、鉚合等方式進行安裝。

The thermal cutoff can be mounted by soldering, caulking, or welding.

- b. 建議使引線（樹脂封口側）的安裝位置離開本體 5mm 以上。

It is recommended that the connecting position at the lead of resign-sealed side should be 5 mm or more from the body of the thermal cutoff.

- c. 如果是用焊接方式安裝：為防止焊接時的熱量引發保險絲動作，在焊接時，建議用散熱夾，

夾在保險絲外殼附近，以便熱量散發，並在規定的焊錫時間內完成，具體焊錫時間如下表：
 If soldering ,note that the thermal cutoff may not function because of excessive solder temperature. To prevent such malfunctions, for example, holding the lead near the case by tool is effective for allowing the heat to escape, and the soldering should be done in short interval.

Tf 溫度 Tf Temp.	引線距離 Lead Distance	焊錫時間 Soldering time			焊錫條件 Soldering Conditions
		10mm	15mm	20mm	
94°C 以下 / 94°C down		1s	2s	3s	焊錫溫度：300°C Soldering Temperature: 300°C
94°C~100°C		2s	3s	4s	
101°C~130°C		3s	4s	5s	
130°C 以上 / over 130°C		4s	5s	5s	

請注意：焊錫後 30 秒內不可進行如拉、扭、彎曲等加工。

Attention: After soldering ,wait at least 30 seconds before resoldering, taping, securing, or repositioning the TCO.

- d. 如用鉚接的方法安裝，請勿使連接處電阻過大，以防止通過電流時異常發熱，導致溫度保險絲動作。

If caulking or welding ,be careful to keep the resistance value of the connecting section low. If the connecting section has a high resistance value, the passing current may generate an abnormally high temperature that will cause the thermal cutoff to operate.

11. 其他使用注意事項/OTHER NOTICE IN USED

符合本公司可能的其他檔的要求/ It could be in conformance with another file, which made by our company.

12. 安全認證及編號/STANDARDS AND APPROVALS

UL	E212625
TUV	R 50578257
CCC	2023960205000002

13. 包裝/PACKING

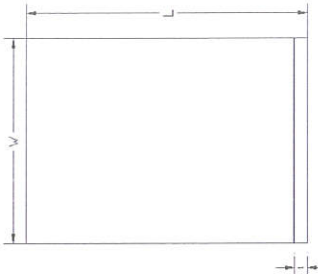
13-1 包裝數量 / Packing Quanti

A:散裝每膠袋 100 個保險絲 /Bulk 100 pcs/ poly bag

B:每盒 10 袋共 1000 個保險絲 / 10 poly bags / box, altogether 1000 pcs.

C:每外箱裝 10 內盒保險絲/10 inner boxes per outer box .

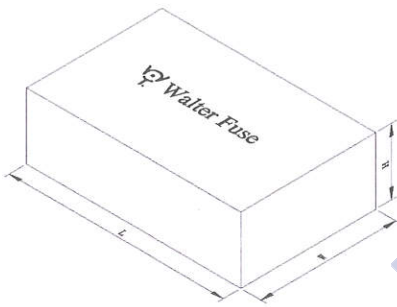
13-2 膠袋/In plastic bags



單位/Unit:mm

L	W	H(厚度)
120±1	85±1	0.08

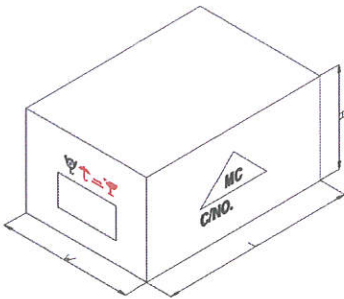
13-3 內包裝盒/Inner box of packing



單位/Unit:mm

L	W	H
175±3	115±3	75±3

13-4 外包裝箱/Outer box of packing



單位/Unit:mm

L	W	H
390±5	240±5	205±5

14. 其他/OTHERS

14-1 如果在使用中有超出本規格書的要求，必須經由雙方協商確認。

In the event that an impropriety is found beyond this specification ,it shall be fixed by mutual agreement between the parties.

14-2 如果本規格書有不適當的情況，必須通過雙方協商並由本公司修改。

In the event that an impropriety is found in this specification , SUZHOU WALTER ELECTRONIC CO., LTD. shall amend it by mutual agreement between the parties.

版次	製作	確認	審核	核准
第1版	程正永 2023/05/11			 2023/5/12

XCMQ2.E212625 - Thermal Links - Component


Note: We are enhancing our systems and you may notice duplicate entries/missing/outdated data. During this interim period, please contact our Customer Service at <https://www.ul.com/about/locations>.

Thermal Links - Component

SUZHOU WALTER ELECTRONIC CO LTD

E212625

NO.99 Xinli Road
Fenhu Technic Development Zone
Wujiang, Jiangsu 215211 China

Marking: Company name or tradename "Walter" , or trademark  , and model designation.

Note: For additional marking information, refer to the [Guide Information Page](#).

View model for additional information

Model(s): [TB102](#), [TB115](#), [TB125](#), [TB130](#), [TB150](#), [TD102](#), [TD115](#), [TD125](#), [TD130](#), [TE103](#), [TE113](#), [TE116](#), [TE121](#), [TE128](#), [TE139](#), [TE142](#), [TE147](#), [TE152](#), [TE169](#), [TE184](#), [TE185](#), [TE187](#), [TE216](#), [TE240](#), [TE66](#), [TE77](#), [TE87](#), [TE94](#), [TE99](#), [TG103](#), [TG113](#), [TG116](#), [TG121](#), [TG128](#), [TG139](#), [TG142](#), [TG147](#), [TG152](#), [TG169](#), [TG184](#), [TG187](#), [TG240](#), [TG66](#), [TG77](#), [TG87](#), [TG94](#), [TG99](#), [TZ120V15A104C](#), [TZ120V15A110C](#), [TZ120V15A117C](#), [TZ120V15A128C](#), [TZ120V15A133C](#), [TZ120V15A144C](#), [TZ120V15A172C](#), [TZ120V15A77C](#), [TZ120V15A98C](#)

Model(s): [seriesTZ](#) , followed by 77, 98, 104, 110, 117, 128, 133, 144, 172, 216 or 240.

Model(s): [TZ120V15A216C \(+\)](#) , - Where (+) - models with a Conductive Heat Ageing rating.

Model(s): [TZ120V15A240C \(+\)](#) , - Where (+) - models with a Conductive Heat Ageing rating.

* - Thermal cutoff investigated to UL60691.

NOTE - All models investigated to UL60691.

Last Updated on 2023-05-04

The appearance of a company's name or product in this database does not in itself assure that products so identified have been manufactured under UL Solutions' Follow - Up Service. Only those products bearing the UL Mark should be considered to be Certified and covered under UL Solutions' Follow - Up Service. Always look for the Mark on the product.

UL Solutions permits the reproduction of the material contained in Product iQ subject to the following conditions: 1. The Guide Information, Assemblies, Constructions, Designs, Systems, and/or Certifications (files) must be presented in their entirety and in a non-misleading manner, without any manipulation of the data (or drawings). 2. The statement "Reprinted from Product iQ with permission from UL Solutions" must appear adjacent to the extracted material. In addition, the reprinted material must include a copyright notice in the following format: "©2023 UL LLC."

XCMQ8.E212625 - Thermal Links Certified for Canada - Component

Note: We are enhancing our systems and you may notice duplicate entries/missing/outdated data. During this interim period, please contact our Customer Service at <https://www.ul.com/about/locations>.

Thermal Links Certified for Canada - Component

SUZHOU WALTER ELECTRONIC CO LTD

E212625

NO.99 Xinli Road
Fenhu Technic Development Zone
Wujiang, Jiangsu 215211 China

Marking: Company name or tradename "Walter", or trademark , model designation, and the Recognized Component Mark for Canada 

Note: For additional marking information, refer to the [Guide Information Page](#).

View model for additional information

Model(s): [TB102](#), [TB115](#), [TB125](#), [TB130](#), [TB150](#), [TD102](#), [TD115](#), [TD125](#), [TD130](#), [TE103](#), [TE113](#), [TE116](#), [TE121](#), [TE128](#), [TE139](#), [TE142](#), [TE147](#), [TE152](#), [TE169](#), [TE184](#), [TE185](#), [TE187](#), [TE216](#), [TE240](#), [TE66](#), [TE77](#), [TE87](#), [TE94](#), [TE99](#), [TG103](#), [TG113](#), [TG116](#), [TG121](#), [TG128](#), [TG139](#), [TG142](#), [TG147](#), [TG152](#), [TG169](#), [TG184](#), [TG187](#), [TG240](#), [TG66](#), [TG77](#), [TG87](#), [TG94](#), [TG99](#), [TZ120V15A104C](#), [TZ120V15A110C](#), [TZ120V15A117C](#), [TZ120V15A128C](#), [TZ120V15A133C](#), [TZ120V15A144C](#), [TZ120V15A172C](#), [TZ120V15A77C](#), [TZ120V15A98C](#)

Model(s): [seriesTZ](#), followed by 77, 98, 104, 110, 117, 128, 133, 144, 172, 216 or 240.

Model(s): [TZ120V15A216C](#) (±) - Where (+) - models with a Conductive Heat Ageing rating.

Model(s): [TZ120V15A240C](#) (±) - Where (+) - models with a Conductive Heat Ageing rating.

* - Thermal cutoff investigated to UL60691.

NOTE - All models investigated to UL60691.

Last Updated on 2023-05-04

The appearance of a company's name or product in this database does not in itself assure that products so identified have been manufactured under UL Solutions' Follow - Up Service. Only those products bearing the UL Mark should be considered to be Certified and covered under UL Solutions' Follow - Up Service. Always look for the Mark on the product.

UL Solutions permits the reproduction of the material contained in Product iQ subject to the following conditions: 1. The Guide Information, Assemblies, Constructions, Designs, Systems, and/or Certifications (files) must be presented in their entirety and in a non-misleading manner, without any manipulation of the data (or drawings). 2. The statement "Reprinted from Product iQ with permission from UL Solutions" must appear adjacent to the extracted material. In addition, the reprinted material must include a copyright notice in the following format: "©2023 UL LLC."

Zertifikat

Certificate



Zertifikat Nr. *Certificate No.*
R 50578257

Blatt *Sheet*
0001

Ihr Zeichen *Client Reference*
C.X.M

Unser Zeichen *Our Reference*
01-Cuiclaire-15029620

Ausstellungsdatum
009 24.03.2023

Date of Issue
(day/mo/yr)

Genehmigungsinhaber *License Holder*

Suzhou Walter Electronic Co., Ltd.
Fenhu Technic Development Zone, Luxu
Wujiang City
Jiangsu
P.R. China

Fertigungsstätte *Manufacturing Plant*

040-0002102056

Prüfzeichen *Test Mark*



Geprüft nach *Tested acc. to*
EN 60691:2016+A1

**Zertifiziertes Produkt (Geräteidentifikation)
*Certified Product (Product Identification)***

**Lizenzentgelte - Einheit
*License Fee - Unit***

Thermal Fuse (Thermal Link)

Type Designation:	Tf (°C):	Th (°C):	Tm (°C):	
TZ77	77	55	150	5
TZ84	84	60	150	1
TZ99	99	78	150	1
TZ104	104	89	150	1
TZ110	110	85	150	1
TZ117	117	95	150	1
TZ121	121	95	150	1
TZ128	128	106	160	1
TZ133	133	117	159	1
TZ142	142	119	175	1
TZ157	157	128	197	1
TZ165	165	142	189	1
TZ172	172	146	196	1
TZ184	184	160	300	1
TZ192	192	162	300	1
TZ216	216	191	350	1

Continued on page 0002

20

Dem Zertifikat liegt unsere Prüf- und Zertifizierungsordnung zugrunde und es bestätigt die Konformität des Produktes mit den oben genannten Standards und Prüfgrundlagen. Zusätzliche Anforderungen in Ländern, in denen das Produkt in Verkehr gebracht werden soll, müssen zusätzlich betrachtet werden. Die Herstellung des zertifizierten Produktes wird überwacht.
This certificate is based on our Testing and Certification Regulation and states the conformity of the product with the standards and testing requirements as indicated above. Any additional requirements in countries where the product is going to be marketed have to be considered additionally. The manufacturing of the certified product is subject to surveillance.

TÜV Rheinland LGA Products GmbH, Tillystraße 2, 90431 Nürnberg
<http://www.tuv.com/safety> E-mail: markcheck@tuv.com
Fax: +49 221 806-3935



Kenny Shi

Zertifikat

Certificate



Zertifikat Nr. *Certificate No.*
R 50578257

Blatt *Sheet*
0002

Ihr Zeichen *Client Reference*
C.X.M

Unser Zeichen *Our Reference*
01-Cuiclaire-15029620

Ausstellungsdatum
009 24.03.2023

Date of Issue
(day/mo/yr)

Genehmigungsinhaber *License Holder*

Suzhou Walter Electronic Co., Ltd.
Fenhu Technic Development Zone, Luxu
Wujiang City
Jiangsu
P.R. China

Fertigungsstätte *Manufacturing Plant*

040-0002102056

Prüfzeichen *Test Mark*



Geprüft nach *Tested acc. to*
EN 60691:2016+A1

**Zertifiziertes Produkt (Geräteidentifikation)
*Certified Product (Product Identification)***

**Lizenzentgelte - Einheit
*License Fee - Unit***

Thermal Fuse (Thermal Link)

Continuation from page 0001

Type Designation:	Tf (°C) :	Th (°C) :	Tm (°C) :	
TZ227	227	193	269	1
TZ240	240	200	400	1

(Walter)

Rated Voltage : AC 250V; 50Hz
Rated Current : 10A or 15A or 16A
Type of Load : Resistive load
Resistance to Tracking: 120V

Continued on page 0003

Dem Zertifikat liegt unsere Prüf- und Zertifizierungsordnung zugrunde und es bestätigt die Konformität des Produktes mit den oben genannten Standards und Prüfgrundlagen. Zusätzliche Anforderungen in Ländern, in denen das Produkt in Verkehr gebracht werden soll, müssen zusätzlich betrachtet werden. Die Herstellung des zertifizierten Produktes wird überwacht.
This certificate is based on our Testing and Certification Regulation and states the conformity of the product with the standards and testing requirements as indicated above. Any additional requirements in countries where the product is going to be marketed have to be considered additionally. The manufacturing of the certified product is subject to surveillance.

TÜV Rheinland LGA Products GmbH, Tillystraße 2, 90431 Nürnberg

http://www.tuv.com/safety E-mail: markcheck@tuv.com

Fax: +49 221 806-3935



Zertifikat

Certificate



Zertifikat Nr. *Certificate No.*
R 50578257

Blatt *Sheet*
0003

Ihr Zeichen *Client Reference*
C.X.M

Unser Zeichen *Our Reference*
01-Cuiclaire-15029620

Ausstellungsdatum
009 24.03.2023

Date of Issue
(day/mo/yr)

Genehmigungsinhaber *License Holder*

Suzhou Walter Electronic Co., Ltd.
Fenhu Technic Development Zone, Luxu
Wujiang City
Jiangsu
P.R. China

Fertigungsstätte *Manufacturing Plant*

040-0002102056

Prüfzeichen *Test Mark*



Geprüft nach *Tested acc. to*
EN 60691:2016+A1

**Zertifiziertes Produkt (Geräteidentifikation)
*Certified Product (Product Identification)***

**Lizenzentgelte - Einheit
*License Fee - Unit***

Thermal Fuse (Thermal Link)

Continuation from page 0001

Type Designation: Tf (°C) : Th (°C) : Tm (°C) :

1) TZ229	229	204	269	1
2) TZ229B (Walter)	229	187	269	1

Rated Voltage : AC 250V; 50Hz AC 250V; 50Hz

Rated Current : 1) 10A
2) 15/16A

Type of Load : Resistive load

Resistance to Tracking: 120V

2

Dem Zertifikat liegt unsere Prüf- und Zertifizierungsordnung zugrunde und es bestätigt die Konformität des Produktes mit den oben genannten Standards und Prüfgrundlagen. Zusätzliche Anforderungen in Ländern, in denen das Produkt in Verkehr gebracht werden soll, müssen zusätzlich betrachtet werden. Die Herstellung des zertifizierten Produktes wird überwacht.
This certificate is based on our Testing and Certification Regulation and states the conformity of the product with the standards and testing requirements as indicated above. Any additional requirements in countries where the product is going to be marketed have to be considered additionally. The manufacturing of the certified product is subject to surveillance.

TÜV Rheinland LGA Products GmbH, Tillystraße 2, 90431 Nürnberg

http://www.tuv.com/safety E-mail: markcheck@tuv.com
Fax: +49 221 806-3935

Zertifizierungsstelle

Kenny Shi

强制性认证产品符合性自我声明



自我声明编号: 2023960205000002

苏州华德电子有限公司(生产者)确认知晓《强制性产品认证自我声明实施规则》以及相关产品强制性认证实施规则的要求,对本声明承担全部法律责任。

苏州华德电子有限公司(生产者)声明以下产品已按照《强制性产品认证自我声明实施规则》以及相关产品强制性认证实施规则的要求进行检测,符合相关标准要求;自本声明签署之日起,生产和销售的产品持续符合以下标准与实施规则的要求;保存本声明涉及的技术文档至少10年;正确使用强制性产品认证标志;如产品或其符合性信息发生变更,将及时更新技术文档并报送产品变更信息。

生产者名称: 苏州华德电子有限公司
生产者地址: 江苏省苏州市吴江区汾湖经济技术开发区(芦墟)
依据的强制性产品认证规则: CNCA-00C-008: 2019 强制性产品认证实施规则自我声明
产品名称: 热熔断体
产品系列、型号、规格: (型号见附件)
依据的标准: GB/T9816.1-2013
生产企业名称: 浙江艾亿赛电子科技有限公司
生产企业地址: 浙江省慈溪市周巷镇湖塘新村湖塘横路118号

联系人: 蔡小梅
电话: 0512-63271188-608
电子邮箱: x.m.cai@walterfuse.com
指定签字人: 蔡小梅

自我声明时间: 2023-03-24
自我声明地点: 苏州

生产者签章: 蔡小梅



注: 有关本声明信息真伪可登录全国认证认可信息公共服务平台 (cx.cnca.cn) 或扫描右上角二维码查询。

强制性认证产品符合性自我声明(附页)



自我声明编号: 2023960205000002

产品系列、型号、规格(附件):

产品名称(中文):

热熔断体

规格和型号:

TZ77 Tf:77°C, Th:51°C, Tm:150°C; TZ84 Tf:84°C, Th:58°C, Tm:160°C;
TZ99 Tf:99°C, Th:70°C, Tm:150°C; TZ104 Tf:104°C, Th:80°C, Tm:150°C;
TZ110 Tf:110°C, Th:90°C, Tm:150°C; TZ117 Tf:117°C, Th:92°C, Tm:150°C;
TZ121 Tf:121°C, Th:94°C, Tm:150°C; TZ128 Tf:128°C, Th:104°C, Tm:160°C;
TZ133 Tf:133°C, Th:104°C, Tm:159°C; TZ142 Tf:142°C, Th:114°C, Tm:175°C;
TZ157 Tf:157°C, Th:134°C, Tm:197°C; TZ165 Tf:165°C, Th:144°C, Tm:185°C;
TZ172 Tf:172°C, Th:147°C, Tm:195°C; TZ184 Tf:184°C, Th:150°C, Tm:195°C;
TZ192 Tf:192°C, Th:164°C, Tm:208°C; TZ216 Tf:216°C, Th:191°C, Tm:238°C;
TZ227 Tf:227°C, Th:204°C, Tm:269°C; TZ240 Tf:240°C, Th:200°C, Tm:275°C;
250V AC 10A/250VAC 15A 电阻性负载/电感性负载 PFI175

联系人: 蔡小梅
电话: 0512-63271188-608
电子邮箱: x.m.cai@walterfuse.com
指定签字人: 蔡小梅

自我声明时间: 2023-03-24
自我声明地点: 苏州

生产者签章: 蔡小梅



注: 有关本声明信息真伪可登录全国认证认可信息公共服务平台 (cx.cnca.cn) 或扫描右上角二维码查询。